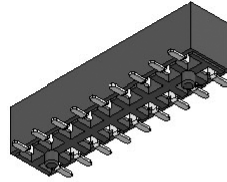


Female Header 2.0 mm 180° & SMT Series

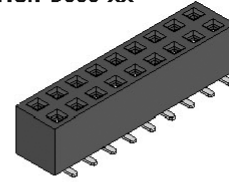
SPECIFICATIONS

Current Rating: 2 A
 Insulator Resistance: 3000 MOhm min.
 Contact Resistance: 20 mOhm max.
 Dielectric Withstanding: AC 500 V
 Operating Temperature: -40°C ~ +105°C
 Soldering Temperature: 260°C for 3~5 sec. max
 Contact Material: Phosphor Bronze
 Insulator Material: Polyester, UL 94V-0
 Standard: Nylon-6T
 Finish: Tin, Gold or Duplex Plated
 Standard: Gold Flash all over
 Note: Duplex Plating: Gold Plated on contact area, Tin on solder area

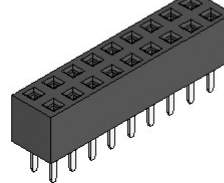
F491-MGN-D060-XX-P



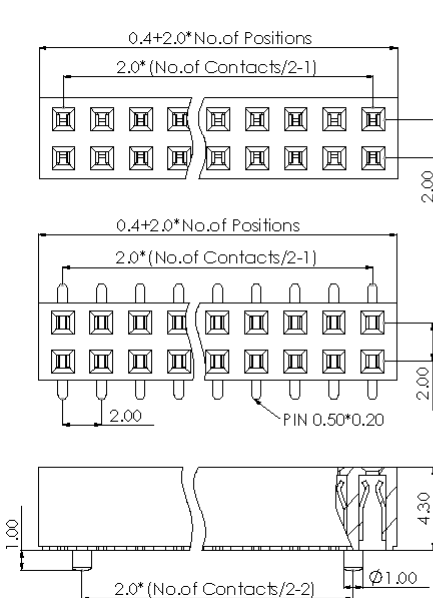
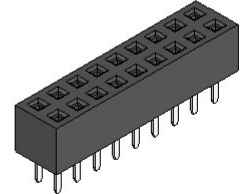
F491-MGN-D060-XX



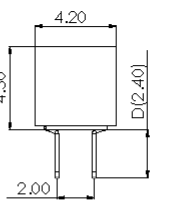
F491-SGP-D024-XX



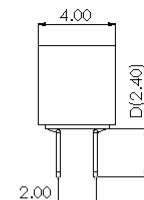
F492-SGP-D024-XX



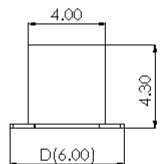
[F492]



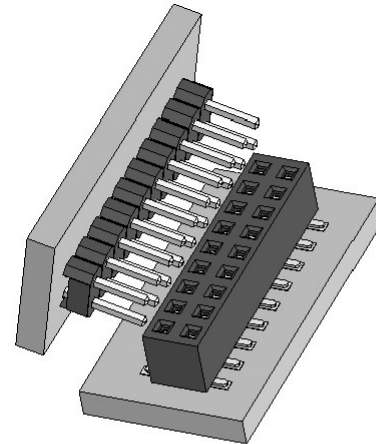
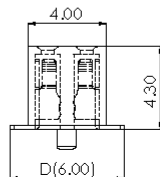
[F491]



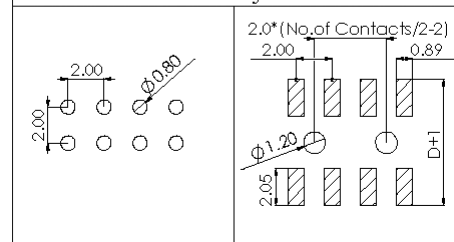
[F491]



[F491] -P



Recommended P.C.Board Hole Layout



How to order

Unit: mm

Series	Connector Type	Contact Plating	Material	Pin Length mm	Number of Contacts	Other
FXXX	- X	X	X	- DXXX	- XX	- P
F491:F/H 2.00 H:4.30 Dual Row F492:F/H 2.00 H:4.30 Dual Row	S: Straight Type M: SMT Type	G: Gold Flash T: Tin Plated A: 10U"Gold B: 15U"Gold C: 20U"Gold ©Duplex Plating D: Gold Flash/Tin (Standard:G)	P: PBT N: Nylon-6T (Standard:N)	S-D D024 M-D D060	(04 TO 80 Contacts)	P: PEG